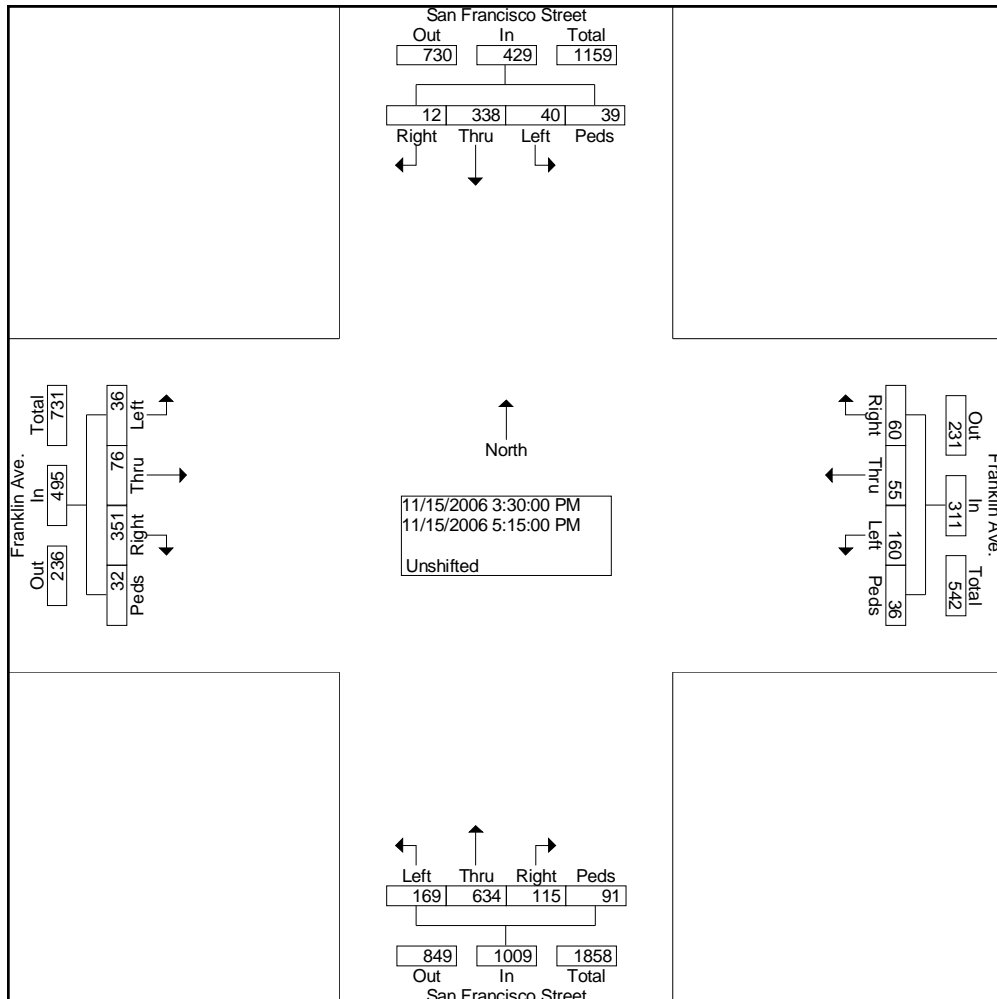
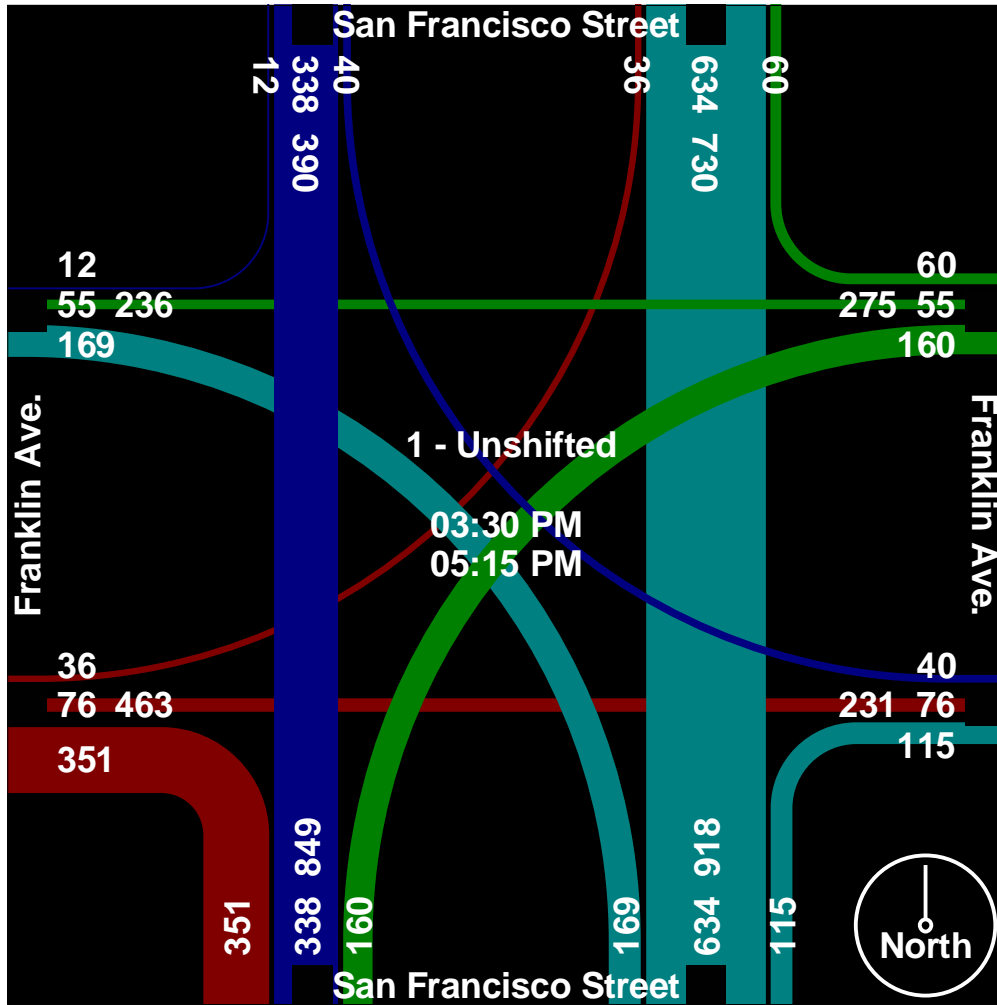


Groups Printed- Unshifted

Start Time	San Francisco Street Southbound					Franklin Ave. Westbound					San Francisco Street Northbound					Franklin Ave. Eastbound					Int. Total
	Rig ht	Thr u	Left	Ped s	App. Total	Rig ht	Thr u	Left	Ped s	App. Total	Rig ht	Thr u	Left	Ped s	App. Total	Rig ht	Thr u	Left	Ped s	App. Total	
Factor	1.0	1.0	1.0	1.0		1.0	1.0	1.0	1.0		1.0	1.0	1.0	1.0		1.0	1.0	1.0	1.0		
03:30 PM	3	44	3	4	54	7	2	21	3	33	7	68	13	10	98	40	8	3	7	58	243
03:45 PM	2	35	2	8	47	6	15	20	1	42	15	76	24	15	130	41	8	5	3	57	276
Total	5	79	5	12	101	13	17	41	4	75	22	144	37	25	228	81	16	8	10	115	519
04:00 PM	1	43	3	5	52	4	4	12	4	24	14	94	34	10	152	39	7	4	6	56	284
04:15 PM	1	36	8	5	50	6	5	25	5	41	14	65	21	8	108	48	9	2	2	61	260
04:30 PM	1	35	3	5	44	9	5	20	6	40	15	78	15	4	112	35	8	5	6	54	250
04:45 PM	0	40	9	4	53	6	6	14	3	29	15	79	25	12	131	43	12	3	1	59	272
Total	3	154	23	19	199	25	20	71	18	134	58	316	95	34	503	165	36	14	15	230	1066
05:00 PM	2	54	7	4	67	9	9	29	10	57	13	89	13	15	130	57	15	11	5	88	342
05:15 PM	2	51	5	4	62	13	9	19	4	45	22	85	24	17	148	48	9	3	2	62	317
Grand Total	12	338	40	39	429	60	55	160	36	311	115	634	169	91	1009	351	76	36	32	495	2244
Apprch %	2.8	78.8	9.3	9.1		19.3	17.7	51.4	11.6		11.4	62.8	16.7	9.0		70.9	15.4	7.3	6.5		
Total %	0.5	15.1	1.8	1.7	19.1	2.7	2.5	7.1	1.6	13.9	5.1	28.3	7.5	4.1	45.0	15.6	3.4	1.6	1.4	22.1	

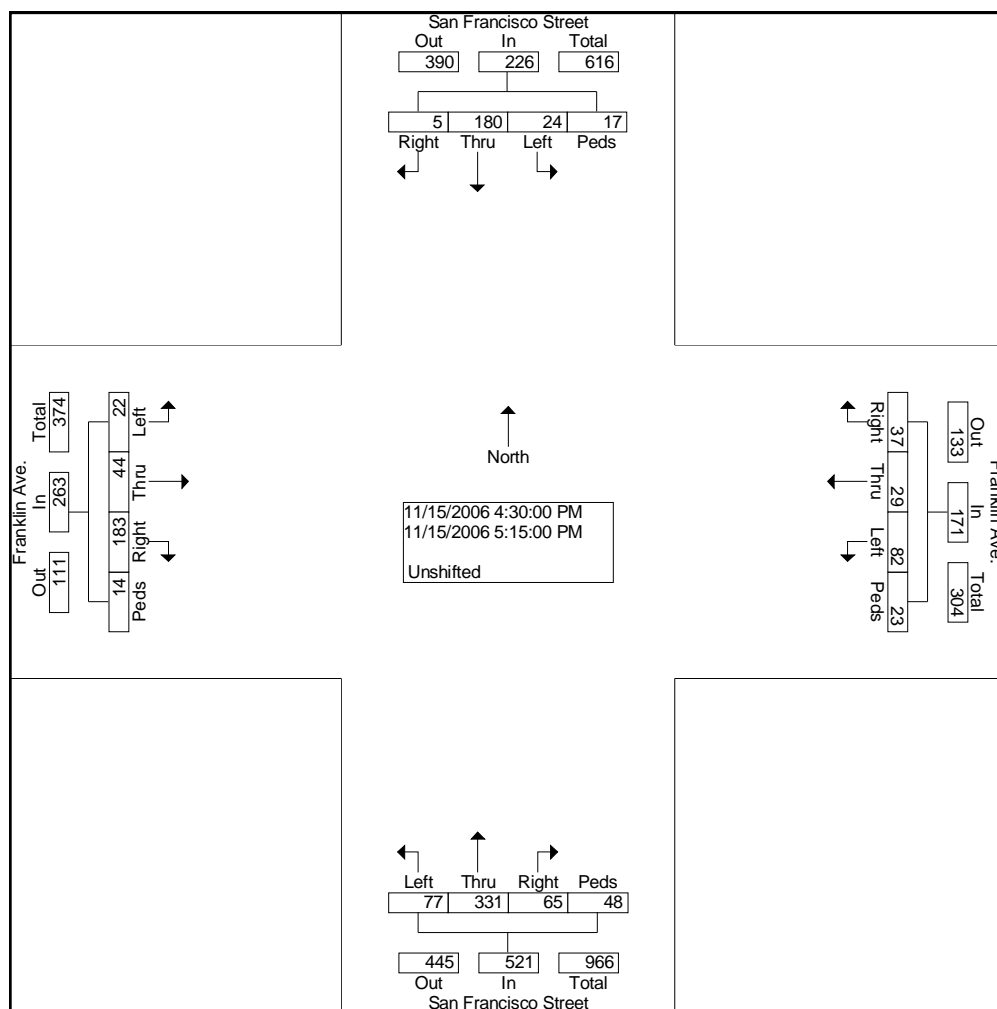


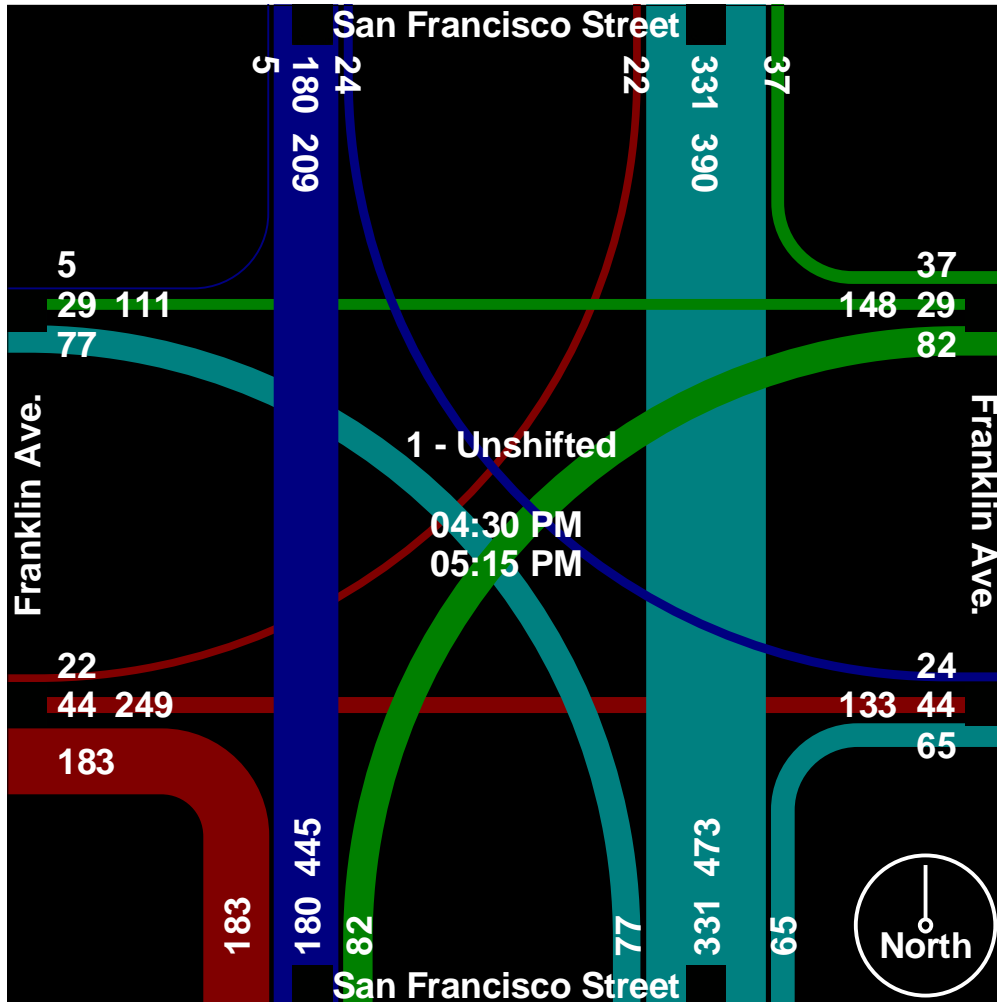


Traffic Data Service
Pasadena, CA
800-837-2562
tdsaz@aol.com

File Name : 2pm
Site Code : 00000002
Start Date : 11/15/2006
Page No : 3

Start Time	San Francisco Street Southbound					Franklin Ave. Westbound					San Francisco Street Northbound					Franklin Ave. Eastbound					Int. Total
	Rig ht	Thru	Left	Ped s	App. Total	Rig ht	Thru	Left	Ped s	App. Total	Rig ht	Thru	Left	Ped s	App. Total	Rig ht	Thru	Left	Ped s	App. Total	
Peak Hour From 03:30 PM to 05:15 PM - Peak 1 of 1																					
Intersection	04:30 PM																				
Volume	5	180	24	17	226	37	29	82	23	171	65	331	77	48	521	183	44	22	14	263	1181
Percent	2.2	79.6	10.6	7.5		21.6	17.0	48.0	13.5		12.5	63.5	14.8	9.2		69.6	16.7	8.4	5.3		
05:00 Volume	2	54	7	4	67	9	9	29	10	57	13	89	13	15	130	57	15	11	5	88	342
Peak Factor																					0.863
High Int. Volume	05:00 PM					05:00 PM					05:15 PM					05:00 PM					
Peak Factor	2	54	7	4	67	9	9	29	10	57	22	85	24	17	148	57	15	11	5	88	0.747
						0.843					0.880					0.747					





Traffic Data Service
Pasadena , CA
800-837-2562
tdsaz@aol.com

File Name : 2pm
Site Code : 00000002
Start Date : 11/15/2006
Page No : 5

